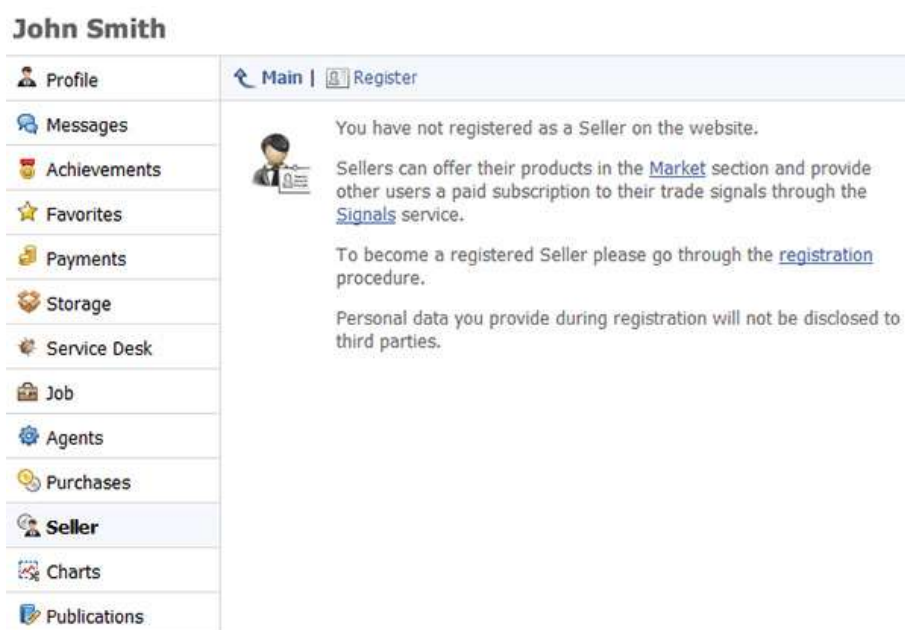




How to become a supplier of trading Signals

In order to sell Signals to other traders in the MQL5.community please follow this step-by-step guide:

1. [Open an MQL5.community account](#) in myAlpari.
2. Enter your account on www.mql5.com, open the tab “Seller” and register yourself by completing the registration form.
















All fields must be completed in English. You should provide your first name and last name, where you live (country, region, city / town, street and house), postal code / index and your mobile phone number so that you can be contacted.

Also, in order to be able to identify you and prevent fraud, a scanned copy or photo of the following documents should be provided:

- For companies – your company incorporation certificate.
- For individuals – your passport or a document which confirms your identity such as your driving license or identity card (ID).

This information is kept strictly confidential.

User1

 Profile	Main Register
 Messages	Please fill out all fields in English
 Achievements	First name: <input type="text" value="John"/>
 Favorites	Last name: <input type="text" value="Smith"/>
 Payments	<input type="checkbox"/> register as company
 Storage	Company: <input type="text"/>
 Service Desk	Country: <input type="text" value="Australia"/>
 Job	Address: <input type="text" value="14 Foster Street"/>
 Agents	City/Town: <input type="text" value="Sydney"/>
 Purchases	State: <input type="text" value="New South Wales"/>
 Seller	Postal code: <input type="text" value="2000"/>
 Charts	Phone: <input type="text" value="+61"/> <input type="text" value="1"/> <input type="text" value="11111111"/> <input type="text"/>
 Publications	
	Please specify you mobile phone number so that we can contact you:
	Mobile phone: <input type="text" value="+61"/> <input type="text" value="1"/> <input type="text" value="11111111"/>
	Please attach a scanned copy of the required document, which will be used to identify you and protect against fraud
	For legal persons: Certificate of Registration For private individuals: your passport, driving license or identity card
	Scan: <input type="text" value="C:\Documents and Settings"/> <input type="button" value="Browse"/>
	<input checked="" type="checkbox"/> I agree with rules of the Market and Signals services
	<input type="button" value="Register"/>

Check the box “I agree with the rules of the Market and Signals services”. Now, click the button “Send SMS”. The next step will be to verify your identity via SMS. Click the button “Send SMS”, and a free SMS will be sent to the mobile phone you entered on the previous form.

User1

Profile	Main Edit Contacts Security Interface
Messages	We need the confirmation that changes are made by the Profile owner. To confirm this, we will send an SMS code to your phone number: +7 888 8888888
Achievements	We do not charge for SMS confirmations. Most mobile providers do not charge any fees for incoming SMS too (if your are not sure, please contact your provider).
Favorites	<input type="button" value="Send SMS"/> <input type="button" value="Cancel"/>
Payments	If you haven't received the SMS, please check your phone number or contact us
Storage	
Service Desk	
Job	
Agents	
Purchases	
Seller	
Charts	
Publications	

3. An SMS with a code will be sent to your mobile phone.



Enter the code on the website, and then click “Confirm”.

User1

Profile	Main Edit Contacts Security Interface
Messages	We need the confirmation that changes are made by the Profile owner. To confirm this, we will send an SMS code to your phone number: +7 888 8888888
Achievements	We do not charge for SMS confirmations. Most mobile providers do not charge any fees for incoming SMS too (if your are not sure, please contact your provider).
Favorites	
Payments	SMS codes have been successfully sent to you
Storage	Enter code received to phone +7 888 8888888 : <input type="text"/>
Service Desk	<input type="button" value="Confirm"/> <input type="button" value="Resend SMS"/> <input type="button" value="Cancel"/>
Job	If you haven't received the SMS, please check your phone number or contact us
Agents	

Now, your application is ready to be reviewed by a Moderator.

John Smith

Profile	Main Profile Comments
Messages	Please wait until registration is confirmed

- After your registration is approved, you will receive the following SMS message “You have been successfully approved as Seller on MQL5.com” and the following personal message on MQL5.com, “Seller's Profile: your application for registration as a seller has been confirmed.”

John Smith

Profile	Main Send message Archive
Messages	System messages
Achievements	Seller Profile: your application for registration as a seller has been confirmed. 1 minute ago
Favorites	
Payments	

- Once you have received these messages, on the MQL5 website, you can enter the section “[Signals](#)” and click "Create your own signal".
- A new form will open requesting some basic information about your new signal (the names of the signal and broker, subscription fee, trading account login and investor password). Again, all the information you enter about your signal should be in English.

The basic subscription price is set per month. Users have the option to extend their subscription to your Signals for a month or for a week. If they subscribe for a week, then the cost of extending the subscription is set as a quarter of the monthly rate.

Signals / New source

MetaTrader 5

- Real
- Demo
- Contest

MetaTrader 4

- Real
- Demo
- Contest

My Signals

My Subscriptions

Rules



Specify the general information about the new signal: the name should consist of Latin letters and comprehensively reflect its purpose, so that users can quickly find your Signal among other similar solutions.

Be sure to specify the trading account to make its transactions available to your Subscribers.

☒ Enabled

Name:

Signal source name should begin from capital letter and can only contain latin characters, digits and spaces and can only contain up to 40 characters. Don't use short or unreadable names and don't overuse acronyms.

Terminal:

Login:

Password:

For the account safety please specify your **investor** password only

Broker:

Start typing the broker name to search its trading server

Subscription price: ☐ Free

Price per month: credits

Subscription price can be specified later.

The basic subscription price is set per month. Customers can subscribe to your signals like a month or a week. In the second case, the cost of subscription is set equal to one fourth of the month.

Notifications: SMS will be sent to +9 999 999 999. Change to MetaQuotes ID

What is [MetaQuotes ID](#)?

Add

Once you have completed these steps, then your signal is ready for testing. The testing window lasts for one month, during which your signal should perform at least 5 trades with the drawdown not exceeding 70% on the account. If your signal meets these conditions within the test window, then it will become available for subscription.

Please note that when a new signal is successfully created, the entire trading history is requested from the account where the trading operations are tracked. This data is used to provide statistics to all visitors of the Signals service.